



I

## IPR APPLICATIONS

1. Patent
2. Trademark



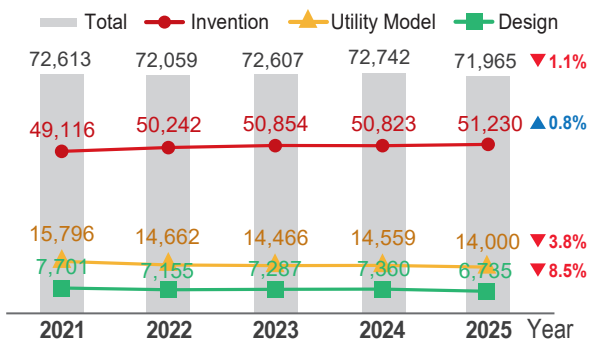
# I IPR APPLICATIONS

In 2025, TIPO saw a slight decrease in patent applications. Of these, utility model patents and design patents declined, while invention patents continued growing. In contrast, trademark applications hit a record high.

## 1. Patent

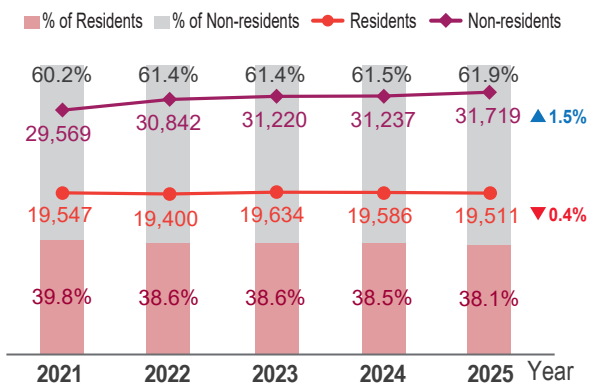
### Trends in Patent Applications

#### Types of Patent Applications



Patent applications fell by 1.1% in 2025, reaching 71,965, among which 51,230 were invention patents (up 0.8%), 14,000 were utility model patents (down 3.8%), and 6,735 were design patents (down 8.5%).

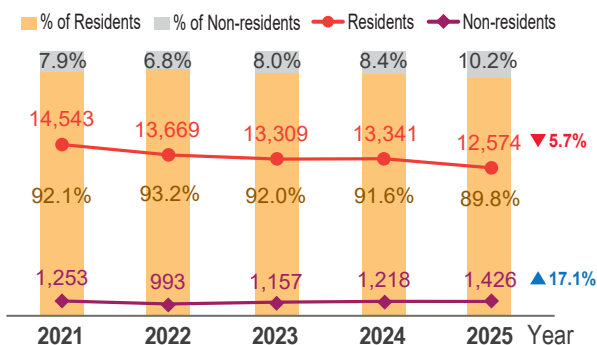
#### Invention Patent Applications



A breakdown of invention patents by applicant nationality reveals that in 2025, 19,511 were domestic applications (down 0.4%), and 31,719 were foreign applications (up 1.5%). Overall, domestic applications accounted for approximately 38% of total applications.

Over the past five years, domestic applications fluctuated between 19,400 and 19,634 cases, while foreign applications have been steadily increasing.

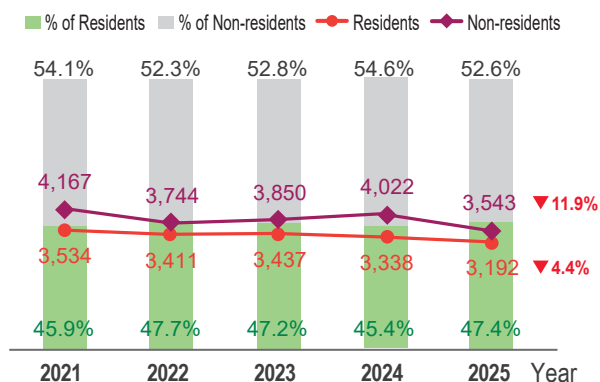
#### Utility Model Patent Applications



For utility model patents, 12,574 were domestic applications in 2025 (down 5.7%), while 1,426 were foreign applications (up 17.1%). Overall, domestic applications accounted for over 90% of all utility model filings of total applications.

Over the past five years, domestic applications have been declining, while foreign applications have grown each year since 2023.

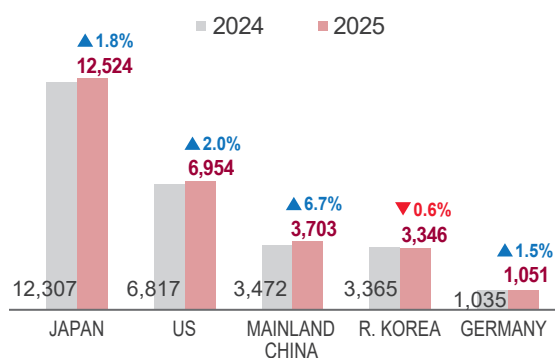
### Design Patent Applications



For design patents, domestic applicants filed 3,192 applications in 2025 (down 4.4%), while foreign applicants filed 3,543 applications (down 11.9%). Overall, domestic applications accounted for approximately 47% of total applications.

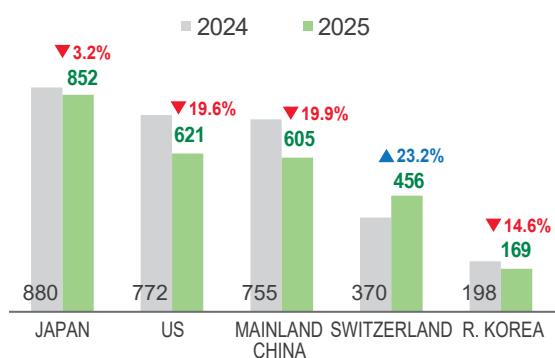
For design patents, domestic applications have been declining over the past five years, while foreign applications also reached a five-year low.

### Top 5 Countries (Regions) Filing Invention Patents in Taiwan



A breakdown of the countries (regions) represented in invention patents in 2025 shows that Japan had the most with 12,524 applications, followed by the US (6,954), mainland China (3,703), R. Korea (3,346) and Germany (1,051). Applications from mainland China experienced the largest growth at 6.7%, and Japan, the US, and Germany also showed an increase by between 1.5% and 2.0%, while R. Korea experienced a decline by 0.6%.

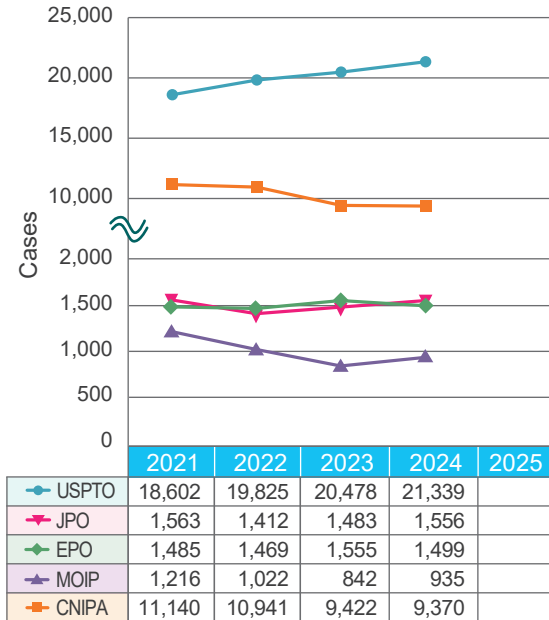
### Top 5 Countries (Regions) Filing Design Patents in Taiwan



In terms of design patents, Japan topped the list with 852 applications in 2025, followed by the US (621), mainland China (605), Switzerland (456), and R. Korea (169). Switzerland had the largest growth of applications at 23.2%. In contrast, Japan showed a decline by 3.2%, and the US, mainland China, and R. Korea also decreased by between 14.6% and 19.9%.

## Patent Applications Filed by Residents with IP5 and ID5

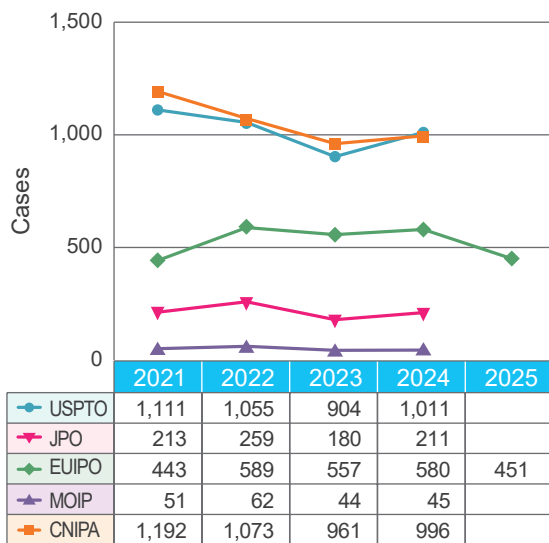
### Invention Patent Applications



For domestic applications for invention patents filed among the five major patent agencies worldwide in 2024, USPTO received the highest number of applications (21,339), followed by CNIPA at 9,370 applications.

- Note: 1. Sources: USPTO, JPO Annual Report, EPO Patent Index, MOIP Annual Report and CNIPA Annual Report.  
 2. On October 1, 2025, Korean Intellectual Property Office (KIPO) was elevated to the ministerial-level agency and officially renamed as the Ministry of Intellectual Property (MOIP).  
 3. IP5 offices have not yet released figures for 2025.

### Design Patent Applications



For domestic applications of design patents filed among the five major patent agencies worldwide in 2024, USPTO received the most (1,011), followed by CNIPA with 996 applications.

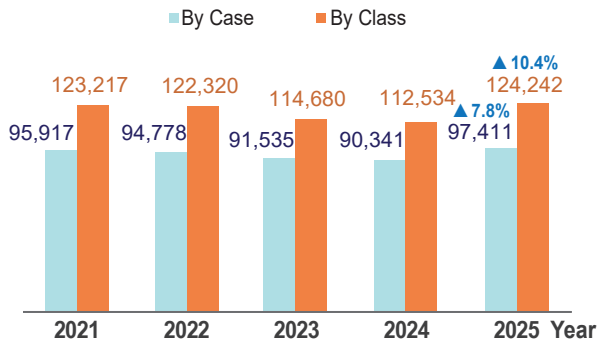
In 2025, Taiwanese nationals filed 451 design patent applications with EUIPO.

- Note: 1. Sources: USPTO, JPO Annual Report, EUIPO website, MOIP Annual Report, and CNIPA Annual Report.  
 2. On October 1, 2025, Korean Intellectual Property Office (KIPO) was elevated to the ministerial-level agency and officially renamed as the Ministry of Intellectual Property (MOIP).  
 3. USPTO, JPO, MOIP and CNIPA have not yet released figures for 2025.

## 2.Trademark

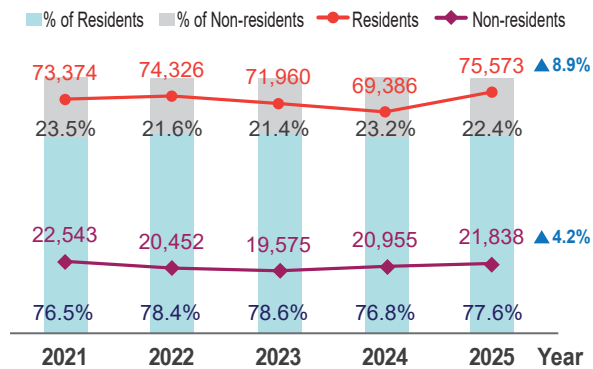
### Trends in Trademark Applications

#### Trademark Applications by Case/Class



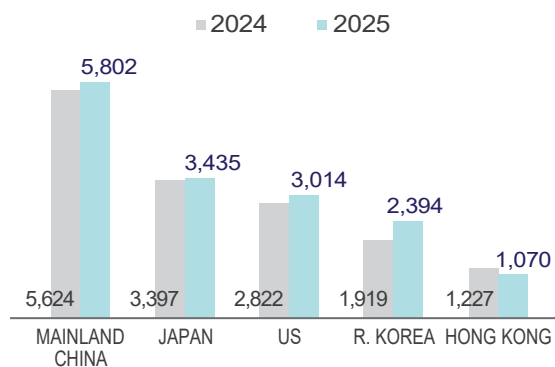
The number of trademark applications rose by 7.8% to 97,411, covering 124,242 classes (an increase of 10.4% from the previous year), both reaching all-time highs in 2025.

#### Trademark Applications



A breakdown of trademarks by applicant nationality shows that in 2025, domestic applications peaked at 75,573 (up 8.9%) and foreigners filed 21,838 applications (up 4.2%). Overall, domestic applications accounted for approximately 78% of total applications.

#### Top 5 Countries (Regions) Filing Trademark Applications in Taiwan



In 2025, the top five countries (regions) filing trademark applications in Taiwan were mainland China (5,802 cases), Japan (3,435), the US (3,014), R. Korea (2,394), and Hong Kong (1,070).

## Non-traditional Trademark Applications

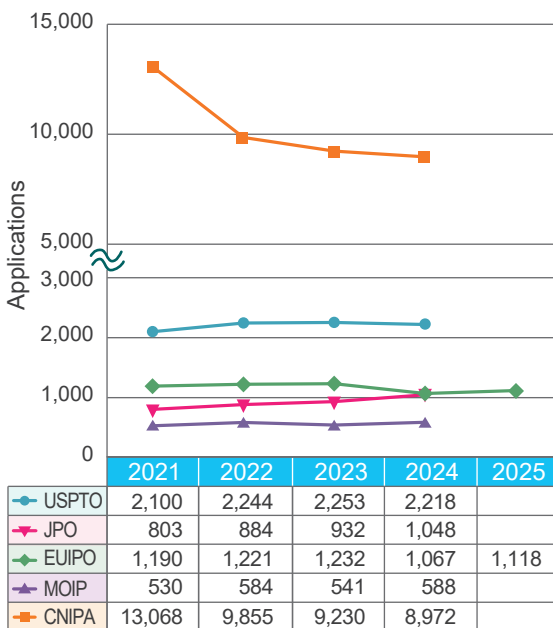
Unit: Case

Type \ Year	2023	2024	2025
3D	77	108	104
Sound	6	3	7
Color	6	8	2
Hologram	0	0	1
Motion	9	6	4
Others	8	15	2
<b>Total</b>	<b>106</b>	<b>140</b>	<b>120</b>

A total of 120 non-traditional trademark applications were filed in 2025, down from the previous year. Among them, 3D trademarks were the most common, with 104 applications.

## Trademark Applications Filed by Residents with TM5

### Trademark Applications



In 2024, Taiwanese applicants filed the most trademark applications with CNIPA (8,972 classes), followed by USPTO (2,218 classes), EUIPO (1,067 classes), and JPO (1,048 cases).

In 2025, filings by Taiwanese applicants included 1,118 classes with EUIPO.

Note: 1. Sources: USPTO Workload Tables, JPO Annual Report, EUIPO website, MOIP Annual Report, and CNIPA Annual Report.

2. The number of trademark applications filed by residents from Taiwan with JPO is shown in number of cases, while those filed with other trademark offices are shown in number of classes.

3. On October 1, 2025, Korean Intellectual Property Office (KIPO) was elevated to the ministerial-level agency and officially renamed as the Ministry of Intellectual Property (MOIP).

4. CNIPA, JPO, MOIP, and USPTO have not yet released figures for 2025.